



HEARTLAND

ENGINEERED PRODUCTS

***Manufactured in:**
Harrison, OH
Lodi, CA

355 Industrial Drive
Harrison, OH 45030
Ph. 800-333-0080
Ph. 513-367-0080
Fax 513-367-0081
sales@heartland-ep.com
www.heartland-ep.com

REQUEST FOR PLATFORM QUOTE

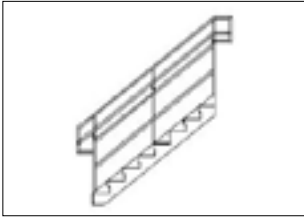
**Items required to process quote.*

Quote No.: _____ Rev: _____ Date: _____ *Date Quote Required: _____
 Dealer: _____ Address: _____
 City: _____ State: _____ Zip: _____ Contact: _____
 Phone: _____ Cell: _____ Email: _____
 End User: _____ *City: _____ *State: _____ Zip: _____

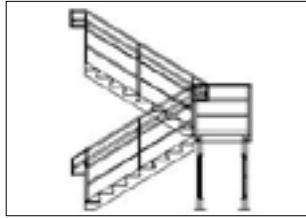
Please send form and sketch to: sales@heartland-ep.com

STAIR TYPE:

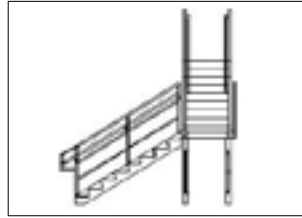
Straight



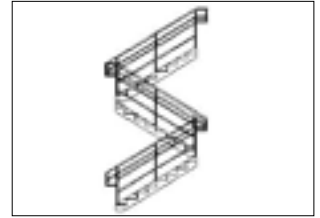
Switchback (U-shaped)



L-shaped



Stairtower



*Code compliance:

IBC—Includes 3 rail Guardrail with field mount 4th inner rail and top (12") and bottom (11") handrail extensions. Tread 7" max rise, min. run 11"
 OSHA—Includes 2 rail Guard, HEP standard tread 8.5" rise, 10" run

Dimensions:

*Top of deck measurement: _____
 (if TOD is greater than 144" an intermediate landing is required)

Landing:

Standard landing sizes:

- 36" X 45"
- 36" X 48"
- 36" X 87"
- 45" X 45"
- 45" X 45"
- 48" X 48"
- Other: _____

*TREAD WIDTH:

- 36" tread (standard)
- 40"
- 42"
- 44"
- 48"
- Other: (22" up to 48") _____

OTHER SPECS:

Closed riser or Open riser
 Continuous Inner Handrail (CIR)

PE Stamp: Yes No

(if yes) State: _____

*Tread material:

- Black Diamond Plate (standard)
- Bar grate
- Serrated bar grate
- Other _____

*Stair Tower Landing

- No tower landings
- One side tower landings (Intermediate landing)
- Two side tower landings (Intermediate and top landing)

Stair Tower Direction of Climb

- Clockwise climb
- Counter clockwise climb

*Stair Color:

Standard Colors:

- HEP STD YELLOW
- HEP STD GRAY
- HEP STD BLACK
- MOTOR BLUE
- DESERT TAN
- WHITE
- RAPISTAN GREEN (Standard)

Special Color:

Special Color: _____
 Hot Dip Galvanized (No Paint)

Notes: _____